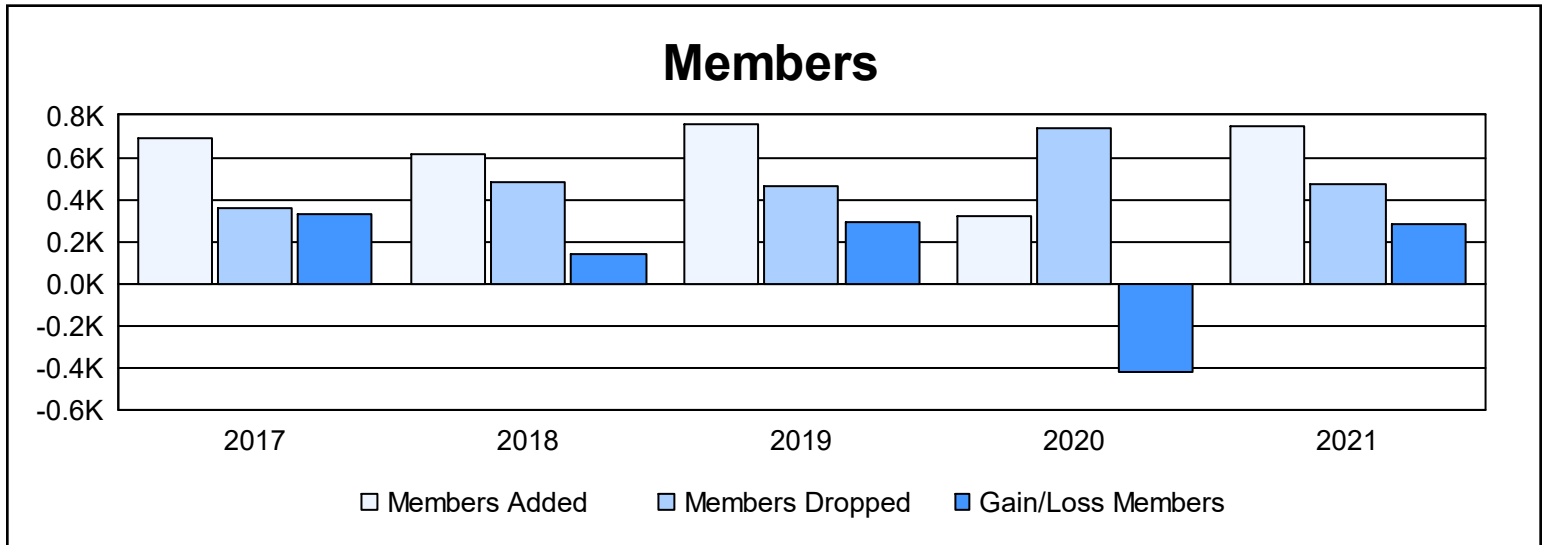
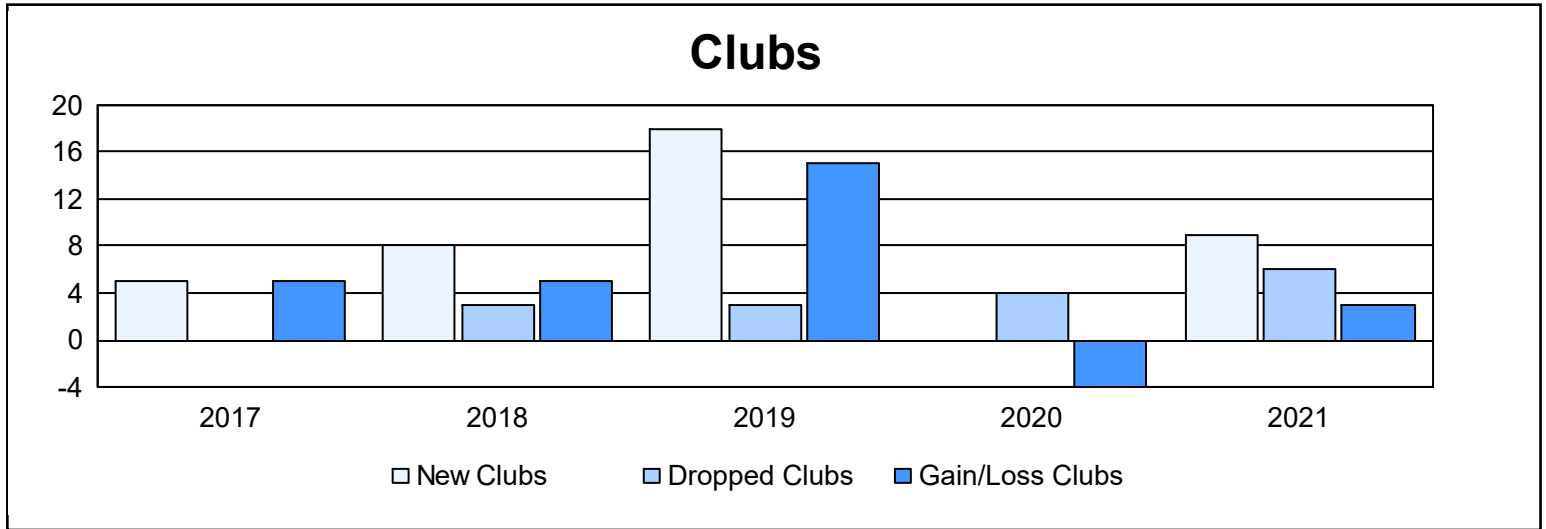
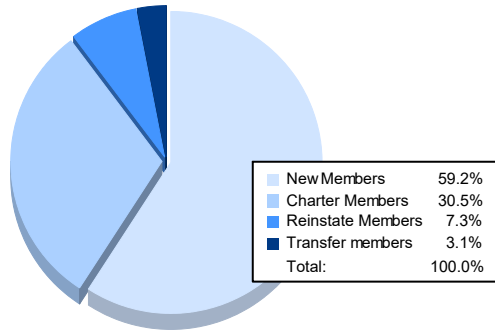


Year	New Clubs	Dropped Clubs	Gain/ Loss Clubs	New Members	Charter Members	Reinstate Members	Transfer Members	Total Member Added	Total Members Dropped	Gain/ Loss Members
2016-2017	5	0	5	483	171	19	18	691	360	331
2017-2018	8	3	5	401	199	11	8	619	484	135
2018-2019	18	3	15	260	422	67	9	758	465	293
2019-2020	0	4	-4	150	75	51	46	322	741	-419
2020-2021	9	6	3	445	229	55	23	752	469	283
<b>Average</b>	<b>8</b>	<b>3</b>	<b>5</b>	<b>348</b>	<b>219</b>	<b>41</b>	<b>21</b>	<b>628</b>	<b>504</b>	<b>125</b>



### Membership Composition June 2021 Cumulative



### Gender Composition June 2021 Cumulative

